

How to guide: Play digital download movies on an iPad

Please don't try downloading your digital download to an iPad - first download it to your computer then sync it with iTunes to your iPad... see below

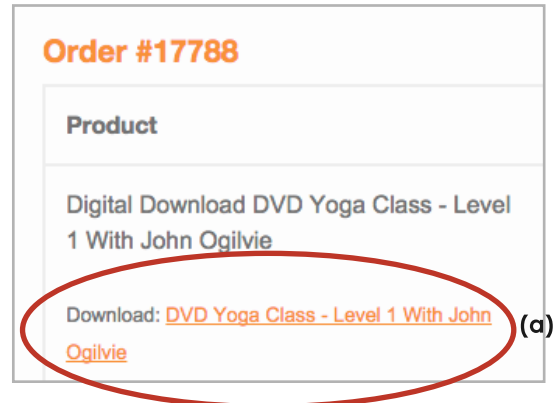
Step 1.

Purchase Digital download from [www.byronyoga.com /shop/](http://www.byronyoga.com/shop/)

Step 2.

From your Desktop Computer or Laptop (see pic .1)

Check email, click on the link in email (a)
Download will start automatically
File saves to your downloads folder
(if you don't see an email in your inbox from shoporders@byronyoga.com check your spam folder)



pic .1

Step 3.

Open iTunes:

(see pic .2)

Click File (a)

Click Add to Library (b)

Dialog window opens:

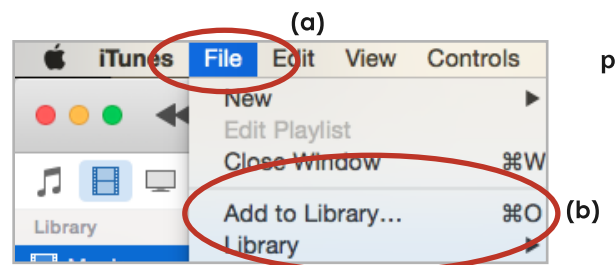
(see pic .3)

Click Downloads (a)

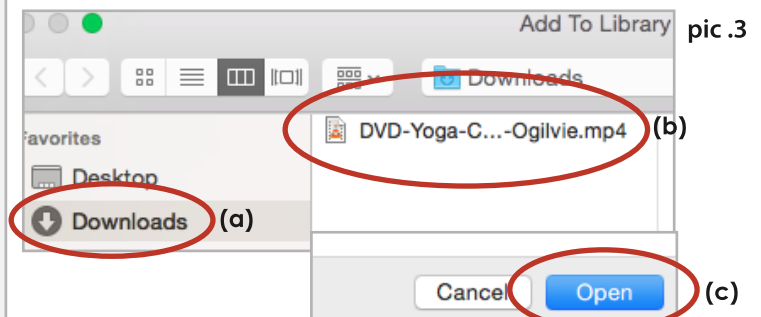
Click DVD-Yoga-Class-...mp4 (b)

Click Open (c)

Movie will Import into iTunes library



pic .2



pic .3

Step 4.

Connect iPad to Computer or Laptop:

(see pic .4)

Click iPad Icon (a)

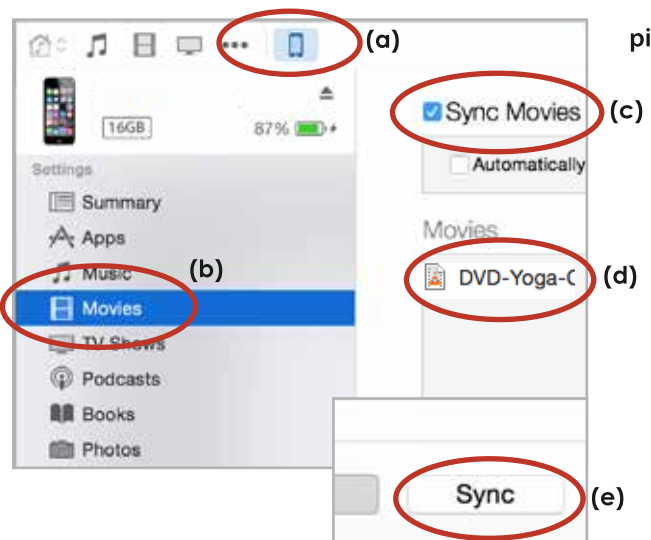
Click Movies in Settings panel (b)

Tick Sync Movies (c)

Click Movie DVD-Yoga-Class-...mp4 (d)

Click Sync to Sync movie to your iPad (e)

Enjoy watching your movie on your iPad



pic .4